

Class & Event Schedule

Jan - Feb 2017

We Work Hard To
Make Your Sewing Fun!

WARM UP
TO A
PFAFF brother

 Husqvarna **VIKING®**

Best Owner's Lessons In Town!
No One Supports Machine Owners Better Than J & R!

Check Out Our Website!

www.jrSewFun.com

Sewing & Embroidery Basics • Software Basics

Serger Basics • Fun Embroidery Classes!

NEW! 2018 Blocks-of-the-Month

J&R VACUUM
&
SEWING
The Right Machine to Sew or Clean!

223 E. Main Bismarck
701-258-5619

New Owner's Classes



New Owner's Sewing Basics

Second Thursday of the month:


Feb 8, Mar 8 (3:00-4:00pm)

Fee: No Charge with machine purchase @ J&R

No. of Meetings: One (1) repeats each month

Requirements: Bring your own machine, manual and accessories.

Description: All electronic and computerized machines included. Learn accessories and basics of your machine, cleaning and maintenance, threading, winding bobbin, choosing stitches, seam, permanent reverse, jeans hemming, buttonholes and buttons.



New Owner's Embroidery Basics

Second Thursday of the month:

Feb 8, Mar 8 (4:30-5:30pm)

Fee: No Charge with machine purchase @ J&R

No. of Meetings: One (1) repeats each month

Requirements: Bring your own machine, embroidery unit, manual and accessories.

Description: All home embroidery machines included. Learn machine set-up, hooping 101, calling up design from machine memory or flash drive, placement in hoop, rotation, basting in the hoop and stitching out.



New Owner's Serger Basics


Call for individual appointment:

Starting January 2018

Fee: No Charge with machine purchase @ J&R

Requirements: Bring your own machine, manual and accessories.

Description: All sergers included. Learn threading basics: 4-Thread Overlock, Rolled Hem, Coverlock stitches. Learn how to adjust tensions for a quality serger stitch.



New Owner's Beginning Software Basics

Pfaff 6D, Premier+, Premier+ 2,

PEDesign & Floriani Software:

Call for individual appointment

Fee: No Charge with software purchase @ J&R

No. of Meetings: One (1) repeats each month

Requirements: Bring your own laptop with software installed, manual and notebook. Be sure to bring your dongle or other security device as required to open your software.

Description: Learn basics of the software program. Learn to bring a design onto the screen, manipulate the design by resize, rescale, change thread colors, rotate, and reposition. Learn to add and align multiple lines of text. Learn to select hoop size and orientation, center your design, save design, send, and move or copy design to your flash drive. Learn basics of organizing your designs and how to search designs.

New Block of the Month Classes!



Stitcher's Garden

Fourth Saturday of the month:
Jan 27, Feb 24, Mar 24, Apr 28,
May 26, Jun 23, Jul 28

(10:00-11:30pm)

Fee: \$195 Includes monthly pattern, monthly block kits, 2 yds background fabric, and finishing kit (4.125 yds lattice, accent trim, border, and binding fabric.)

Requirements: Sewing machine in good working condition with all sewing accessories.

Description: Amy teaches creative stitching techniques on this beautiful floral garden quilt. Learn to use your machine's decorative stitches in unique ways, machine applique, how a variety of decorative feet can make your stitching faster and easier.

Mystical Prisms

First Saturday
of the month:
Feb 3, Mar 3,
Apr 7, May 5,
Jun 2, Jul 7,
Aug 4, Sep 8,
Oct 6 Nov 3,
Dec 1



(10:00-11:30pm)

Fee: \$250 Includes pattern, fabric to make quilt top and binding, color image of quilt with color fabric key.

Requirements: Payment in full at sign up (\$25.00 discount) or cc # on file to be charged \$22.73 the first Saturday of each month starting Feb 3, 2018 thru Dec 1, 2018.

Description: This is a lecture / demo class for up to 12 students. Rosemary will instruct and demonstrate how to create each set of blocks. Students will make the required number of blocks at home within the month and return to learn the techniques needed to create the next set of blocks. CC # must be on file to be charged each month if not paid in full at sign up.

Fun Sewing Classes



Amy's Basic Free Motion Mojo

Jan 27 (1:00-3:00)

Skill Level: Beginner to Proficient

Fee: \$30 (Includes kit)

Description: Learn free motion quilting on your household sewing machine. Bring your own machine with a free motion/darning foot, or use one of our classroom sewing machines.

Paper Piecing

Snowman

Wallhanging

Feb 10 (9:30-Noon)

Skill Level: Beginner to Proficient


Fee: \$15 (Supplies: a kit is available to purchase for \$19.99. If you don't buy the kit, bring white 7" x wof and scraps - 2 different reds; blue for scarf and orange for nose. General sewing supplies: scissors, seam ripper, rotary cutter, and construction thread. Sewing machines are provided. Optional: point turner & presser, add-a-quarter ruler.)

Description: Julie will teach you how easy it is to paper piece. You will complete one block in class and with the instructions, be able to finish your wall hanging at home.



**Rosemary's
Beginning
Quilting**

**5-Part Class
Feb 10, 17, 24,
Mar 10, 17
(1:00-4:00)**



Skill Level: Beginner to Confident Beginner

Fee: \$50

Requirements: A desire to learn to quilt and a sewing machine with a ¼-inch seam adjustment

Description: Rosemary will show you a fast and easy method to sew a 4-patch quilt. She will take you from the beginning starting with fabric selection, cutting with rotary cutter and ruler, piecing your top, quilting, and sewing on the binding.

Community Meal Project




Building a Better Bismarck One Meal at a Time

Make A Difference!

As part of J & R's Winter Sale, we are donating 5% of our machine sales to the Community Meal project. 5% of every dollar spent at J & R Vacuum & Sewing this month will be used to help the hurting, hungry, and lonely in our community.

Want to follow what's going on with the Community Meal project? Ask to sign up for project updates or follow us on facebook.

Find us on  community meal project of Bismarck / Mandan

PFAFF Quilt Ambition 2.0



IDT
Dual-Feed for
perfect stitch
quality!

**Easy to Use
Touch Screen!**

*Designed with
quilters in mind!*

Lowest Price Ever!



\$999

Warm up to sewing!

Here's a great recipe for hot cocoa mix to keep you warm and happy while you sew!

- 2 cups powdered sugar
- 1 cup unsweetened cocoa powder
- 2 cups powdered milk or instant non-fat dry milk

In a large bowl, sift the confectioner's sugar, then the unsweetened cocoa, to get rid of any lumps. Stir in the powdered milk, and whisk well until everything is combined. Add mini marshmallows to the container, if desired. This can be kept in the pantry for 6 months.

Add ½ cup hot water to ½ cup mix and enjoy!

(I sometimes use ½ cup coffee for a mocha taste!)